



**'EastMig' kick off meeting**  
Budapest, 5<sup>th</sup> of November, 2012

# **Spatial Statistics on Migration in Ukraine**



**Dr. Kostyantyn Mezentsev,**  
Professor of Department of Economic and Social Geography  
***Kyiv Taras Shevchenko National University***



# Part 1

## Our Research Directions



# Human-Geographical Researches in Kyiv Taras Shevchenko National University

## Geographical Faculty:

1300 students;

*staff:* 25 full professors,  
40 associate professors,  
15 assistant professors

8 departments, three of them  
with human-geographical  
orientation:

- Economic and Social Geography
- Regional Geography and Tourism
- Geography of Ukraine



# Department of Economic and Social Geography

was founded in 1933



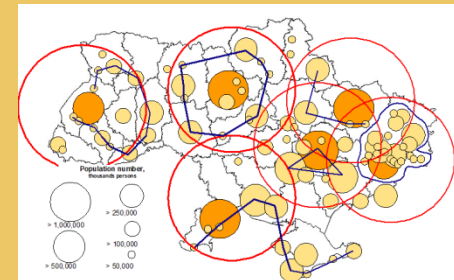
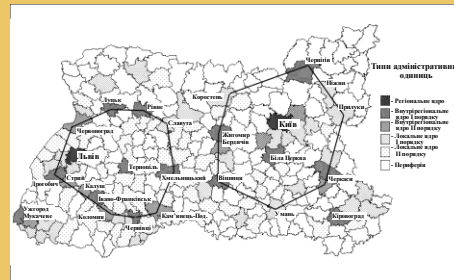
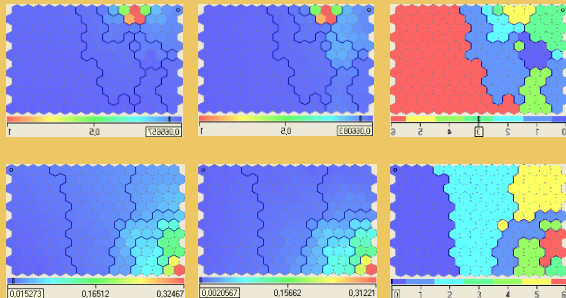
staff: 3 professors, 8 associate professors,

5 assistant professors

❑ Laboratory of Regional Economy and Policy

## Main Research Directions in Human Geography

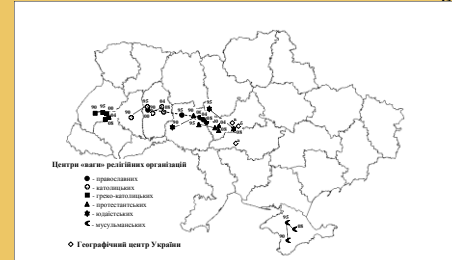
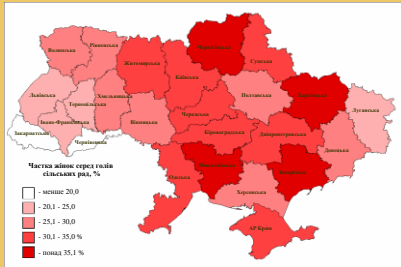
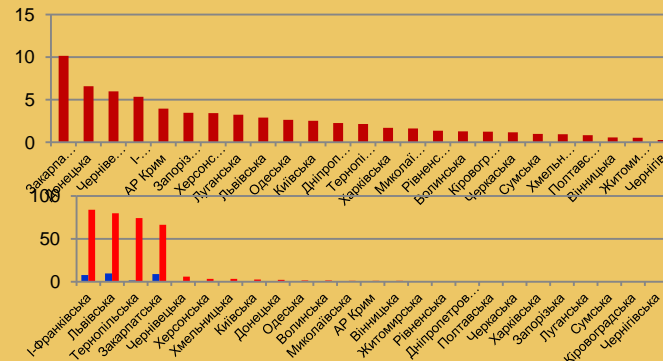
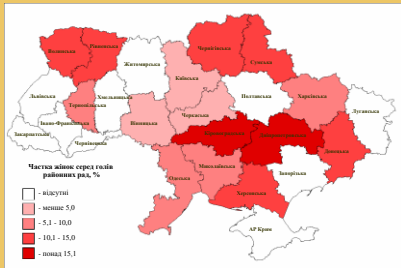
- Management of Regional Development (regional policy, regional forecasting, territorial structure and regionalization, urban and rural regions transformation, migration, public centers forming)





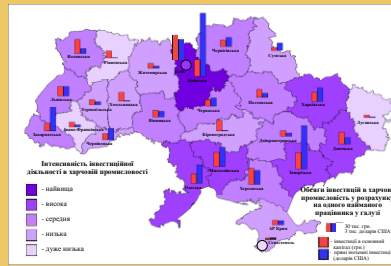
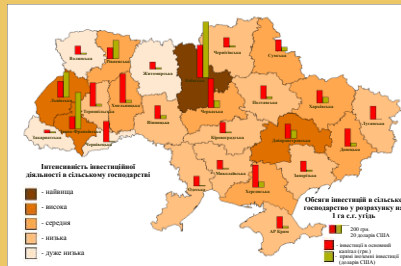


# Main Research Directions in Human Geography

- Social-Geographical Researches (regional social development, social safety, social issues of rural territories, perception geography, demogeographical processes, gender geography, geography of religion, regional educational, medicine systems)



# Main Research Directions in Human Geography

- Economic-Geographical Researches (food markets and regional food safety, investments in agro-food industry, industrial complexes and agglomerations, regional and local labor markets, marketing geographies, touristic recourses and complexes)
- Regional Nature Use (regional land use, natural and man-caused safety, regional ecological policy, eco-resorts)
- Development of the Human-Geographical Thought in Ukraine





# Our Last Research Topics

- ✓ Social and Economic Transformations in Kyiv City and Agglomeration
- ✓ Transformation of Public Spaces
- ✓ Regional and Local Labor Markets in Ukraine
- ✓ Migration Patterns in Ukrainian Regions
- ✓ Perceptual Stereotypes of Ukrainian Regions
- ✓ Spatial Patterns of the Religion Activities and Sacred Spaces in Ukraine
- ✓ Registration of Tourist Resources in Ukraine
- ✓ Regional Social, Economic and Ecological Safety in Ukraine
- ✓ Gender Geography and Gender Ratios in Economic and Social Spheres in Ukraine

Conference entitled  
**„Spatial transformation processes in  
Central Europe in XXI century“**  
to be organized as  
a *Visegrad Small Grant project*  
by the  
**Kyiv Taras Shevchenko National University,  
Ukraine  
Geographical Faculty**

Planned time of the conference: March 2013

Planned duration of the conference: 2 days (2  
nights)

Language of the workshop: English





## Part 2

# Spatial Statistics on Migration in Ukraine



# Migration Legislation: Last Steps for Improvement

11.2010 – ***The EU–Ukraine Action Plan on Visa Liberalization***

02.2011 – ***Coordinating Centre for Implementation of the EU–Ukraine Action Plan on Visa Liberalization*** – Resolution of the Cabinet of Ministers of Ukraine

04.2011 – ***National Plan for Implementation of the EU–Ukraine Action Plan on Visa Liberalization*** – Decree of the President of Ukraine

12.2010 – ***State Migration Service of Ukraine*** – Decree of the President of Ukraine 'On central executive authority optimization'

05.2011 – ***Concept of the State Migration Policy of Ukraine*** – Decree of the President of Ukraine

06.2011 – ***Action Plan for the Integration of Migrants into Ukrainian Society on 2011-2015*** – Regulation of the Cabinet of Ministers of Ukraine

07.2011 – ***On Refugees and Persons with Needs for Additional and Temporary Defense*** – Law of Ukraine (instead former Law 'On Refugees', 06.2001)



# Sources of Migration Statistics: *Central Executive Authorities in Ukraine*

## ✓ **State Migration Service of Ukraine (SMS)** <http://dmsu.gov.ua>

*21.05.2012 established a **working group** in the State Migration Service **on the formation of statistical information**, preparation of sample statistical forms, organization of the procedures for its collection and use.*

### *Statistics:*

- number of citizens that leaving Ukraine for permanent residence (by countries)
- number of foreigners who acquire citizenship of Ukraine (by countries)
- number of refugees in Ukraine (by countries of origin)
- age structure of refugees in Ukraine

### *SMS includes:*

- temporary centers for foreigners and stateless persons who are illegally residing in Ukraine
- temporary accommodation centers for refugees



# Sources of Migration Statistics: *Central Executive Authorities in Ukraine*

## ✓ **State Border Service of Ukraine** <http://www.pvu.gov.ua>

### □ *Department for Analysis, Risk Assessment and Statistics*

#### *Statistics:*

- number of persons who received admission to cross the National Border
- number of detected illegal migrants
- number of foreigners and stateless persons refused in entry into Ukraine (by area and citizenship)
- apprehension of foreigners and stateless persons for illegal crossing of the National Border (by area and citizenship, with forged documents using)
- apprehension of foreigners and stateless persons for violation of the Rules for stay in Ukraine (by citizenship)
- number of foreign perpetrators accepted and transmitted (by area and citizenship)
- administrative and criminal responsibility for violation of border legislation of Ukraine (by reasons)



# Sources of Migration Statistics: *Central Executive Authorities in Ukraine*

## ✓ **State Statistics Service of Ukraine** <http://www.ukrstat.gov.ua>

### *Statistics:*

- external and internal migration: number of arrivals, departures, migration increase/decrease (by regions in general and per 1000 population by years)

## ✓ **Ministry of Social Policy of Ukraine** <http://www.mlsp.gov.ua>

*Elaboration of the Project of Law of Ukraine 'On the external labor migration'*

### *Includes:*

- Council of Labor Emigration of Citizens of Ukraine at Cabinet of Ministers*
- Department of Labor Market and Employment*
- State Employment Service of Ukraine* <http://www.dcz.gov.ua>

### *Statistics:*

- number of citizens who are temporarily working abroad (by countries of employment)
- composition (professional, age) of citizens employed abroad (by countries)
- number of foreigners who are temporarily working in Ukraine (by countries of origin)
- number of business entities that are licensed to mediation in abroad employment



# Sources of Migration Statistics: *Central Executive Authorities in Ukraine*

✓ **National Bank of Ukraine** <http://www.bank.gov.ua>

*Statistics:*

- remittances of migrants to Ukraine
- private remittances to Ukraine (by countries, channel revenues, sources of formation)

✓ **Ministry of Foreign Affairs of Ukraine** <http://www.mfa.gov.ua>

✓ **Ministry of Education and Science, Youth and Sport of Ukraine** <http://mon.gov.ua>

*Statistics:*

- number of foreign students in Ukraine



# Sources of Migration Statistics: *International Organizations*

## ✓ **International Organization for Migration (IOM) in Ukraine**

<http://iom.org.ua>

*Reintegration Program for Ukrainians who Returning to Ukraine from EU (assistance with resettlement, emergency medical care, vocational training, etc.)*

### ☐ *Centers for Consultancy of Migrants*

*Publication: 'Migration in Ukraine. Facts and Figures'*

- emigration and immigration, labor migration: number; employment, age and sex, educational structures (by regions of origin)
- Ukrainian Diaspora
- human trafficking
- irregular migrants

## ✓ **United Nations High Commissioner for Refugees (UNHCR)**

<http://www.unhcr.org>

### ☐ **Regional Representation for the Republic of Belarus, the Republic of Moldova and Ukraine**

*Statistics:*

- number of refugees, asylum seekers, returned refugees, internally displaced persons, returned internally displaced persons, stateless persons (residing in Ukraine and originating from Ukraine, by countries)



# Sources of Migration Statistics: *International Organizations*

## ✓ **International Centre for Migration Policy Development (ICMPD)** <http://www.icmpd.org>

*Publication:* since 2000 annual 'Yearbook on Illegal Migration, Human Smuggling and Trafficking in Central and Eastern Europe'. The publication includes a survey and analysis of border management and border apprehension data from 22 States.

## ✓ **Migration and Remittance Peer-Assisted Learning network (MIRPAL)** <http://mirpal.org>

9 CIS countries (Armenia, Belarus, Kazakhstan, Kyrgyzstan, Moldova, Russia, Tajikistan, Uzbekistan and Ukraine)

❑ *National network of MYRPAL experts in Ukraine*

*'Newsletter of MIRPAL Network'*





# Sources of Migration Statistics: *International Organizations*

## ✓ **The Söderköping Process → EU Eastern Partnership**

<http://soderkoping.org.ua>

### ☐ ***Eastern Partnership Panel on Migration and Asylum***

*12.2011 the Söderköping Process was integrated into the Eastern Partnership, which is EU's policy with its Eastern neighbors. New Panel on Migration and Asylum was established under the Eastern Partnership's Platform 1`Democracy, Good Governance and Stability'*

#### *Statistics:*

- asylums seekers and refugees: number of asylum applications filed, number of recognitions of refugee status (by counties of origin and destination)
- irregular migration: number of irregular migrants identified in the country (by counties of origin and destination)
- illegal border crossing: number of persons apprehended at the border, number of entries denied (by counties of origin and destination)
- immigration: number of residence permits issued (first permit issuance and renewals)
- emigration: total number of own nationals emigrated



# Sources of Migration Statistics: *Scientific Centers in Ukraine*

✓ **Institute of Demography and Social Studies of NAS of Ukraine**

*Libanova E., Makarova O., Poznyak O.*

*Publication: 'Population of Ukraine. Labor Migration in Ukraine' (2010)*

✓ **National Institute for Strategic Studies**

*Malynovska O.*

*Publication: 'Labor Migration: the Social Consequences and Ways of Responding' (2011)*

✓ **Institute of Economics and Forecasting of NAS of Ukraine**

*Bogdan T.*

*Publication: 'Labor Migrants' Problems – Acute Policy Challenge for Ukraine' (2011)*

✓ **Institute of Regional Studies of NAS of Ukraine**

*Sadova U.*

*Publication: 'Regional Migration Policies and Mechanisms for its Implementation' (2011)*

✓ **Institute of Sociology of NAS of Ukraine**

*Prybytkova I.*

*Publication: 'Modern Migration Processes' (2011)*

## **Geographical centers:**

✓ **Geographical Faculties of Universities – Kyiv, L'viv, Kharkiv, Ternopil', Lutsk, etc.**

✓ **Institute of Geography of NAS of Ukraine**



# Sources of Migration Statistics: *Projects results (2006-2011)*

## On Labor Migration:

### ✓ ***Foreign Labor Migration of Ukraine's Population***

The first national population sample survey on labor migration. Polled more than 48 thousands people of working age (women aged 15-54, men 15-59 years old) - from 22 thousand households all over the country.

*Publication:* Foreign Labor Migration of Ukraine's Population (2009)

### ✓ ***The Study of Labor Migration and Trafficking in Belarus, Bulgaria, Moldova, Romania and Ukraine***

Personal interviews in respondents' homes. 1313 interview in Ukraine with respondents aged 15-59. Random route sampling of respondents

### ✓ ***The Study of Ukrainian Labor Migrants' Needs***

Focused group discussions (FGD) in three regional administrative centers: Kharkiv, Uzhgorod and Ternopil'. Altogether 6 FGD were carried out with 50 respondents aged 18 to 63.



# Sources of Migration Statistics: *Projects results (2006-2011)*

## On Labor Migration:

### ✓ ***Ukraine in International Migration Processes: Awareness of the Challenges and the Formation of an Adequate Responses***

Analysis revealed that there are two types of territories in Ukraine, with high and low pressure on the labour market.

*Publication:* «Labor Market in Ukraine: Migration Challenges (2008)

### ✓ ***Challenges Faced by Immigrants from Belarus, Moldova and Ukraine at the Labor Market and in Society of the States that Recently Joined the EU***

Overview of legislation, institutional and administrative aspects, statistics and discussions on labor migration from Belarus, Moldova and Ukraine at the labor markets of Latvia, Lithuania, Hungary, Poland and the Slovak Republic

*Publication:* The situation of migrants from Belarus, Moldova and Ukraine at the labor markets of Latvia, Lithuania, Hungary, Poland and the Slovak Republic (2009)

### ✓ ***BrainNet-working: Migration Flows Feeding into Business Internationalization***

*Publication:* Labor Migration as Internationalization Instrument. Complex Study of Labor Migration and Labor Markets (Spain, Italy, Moldova, Ukraine, Russian Federation) (2010)



# Sources of Migration Statistics: *Projects results (2006-2011)*

## On Migration Policy:

### ✓ ***Building Migration Partnerships (BMP): Extended Migration Profile***

Analysis of the migration situation, factors driving migration in the country, etc.

### ✓ ***Developing Economic Reintegration Initiatives for Ukrainian Labor Migrants***

Personal interviews in two western Ternopil' and Ivano-Frankivs'k regions of Ukraine with current and former labor migrants who spent abroad, at least, 6 month

### ✓ ***Improving the Coordination of Ukraine's Migration Policy: Polish Practice***

Expert discussions

*Publication:* Coordinating Migration Policy in Ukraine: Lessons from Poland (2009)

### ✓ ***The Elaboration of the Concept Policy of Circular Migration of Ukrainians to the EU Countries through the Cooperation of Expert Communities and Analytical Centres of Ukraine and the EU***

*Publication:* Circular Migration: new approaches to the old concepts

### ✓ ***Promoting the introduction of visa free regime with the EU: Approaching public policy in the documents security and migration policy to the EU standards – Europe Without Barriers***

*Publication:* Documents Security and Migration Policy : Assessments and recommendations of the international working groups for Ukraine (2011)



# Sources of Migration Statistics: *Projects results (2006-2011)*

## On Refugees, Asylum Seekers and Stateless Persons:

### ✓ ***Listening to the Voices of Refugees and Stateless Persons in Ukraine***

Participatory Assessment consultations with refugees, asylum seekers and stateless persons in the Autonomous Republic of Crimea, in Kharkiv and in Kyiv

### ✓ ***Increasing the Ability to Protect and Support Refugees and Asylum Seekers in Transcarpathia/Ukraine***

The target group includes individuals detained at Transcarpathian border crossings (Chop, Pavshyno, and Mukachevo), and staff members from the refugee centre in Mukachevo.

### ✓ ***Refoulement of Refugees and Minors on the Eastern Borders of the EU – the case of Hungary, Slovakia and Ukraine: Border Monitoring Project Ukraine (BMPU)***

Situation of refouled refugees and other vulnerable migrants in Transcarpathia (Ukraine).  
15 refugees complain about the violation of their rights (in particular Case of an Afghan minor crossing the Hungarian-Ukrainian border)

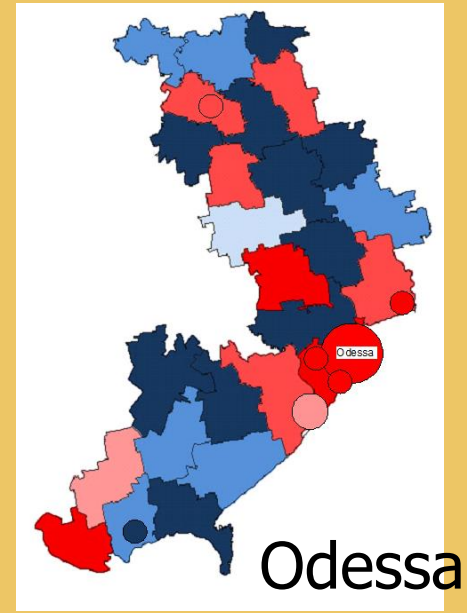
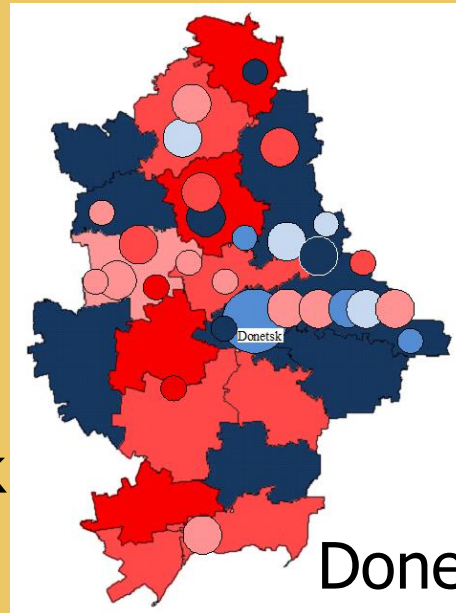
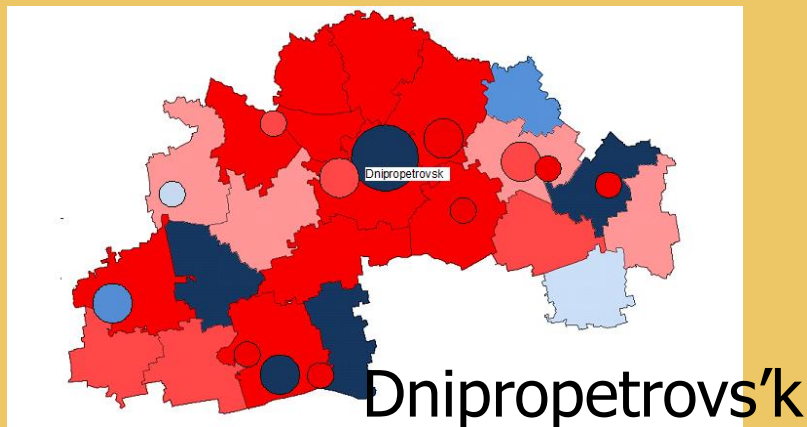
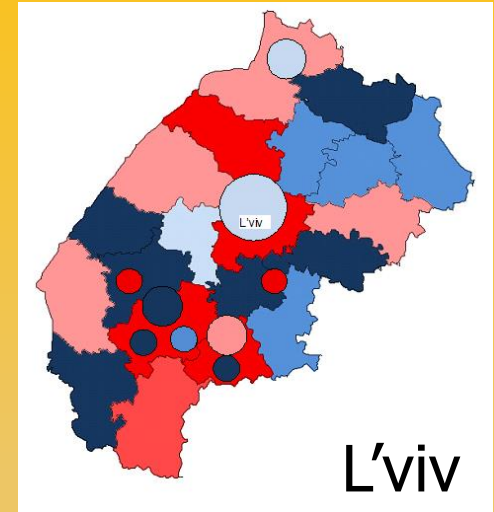
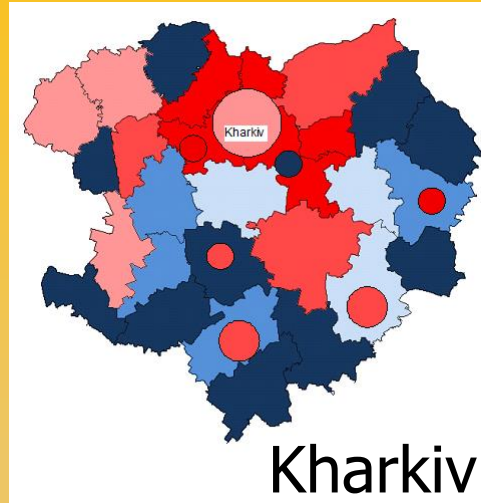
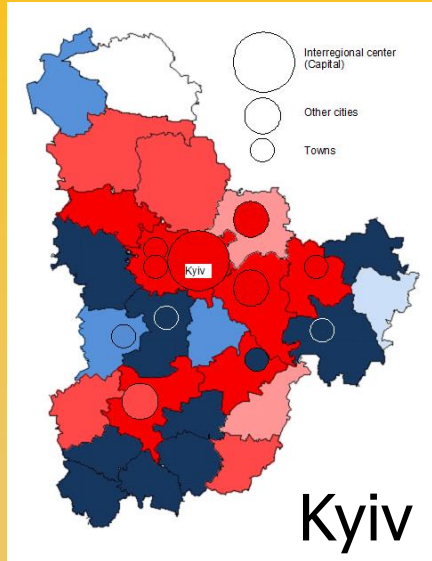


## Part 3

# Our Focuses in Migration Studies



# Focus on District (Rajon) Level: *Migration Patterns in Urban Regions*



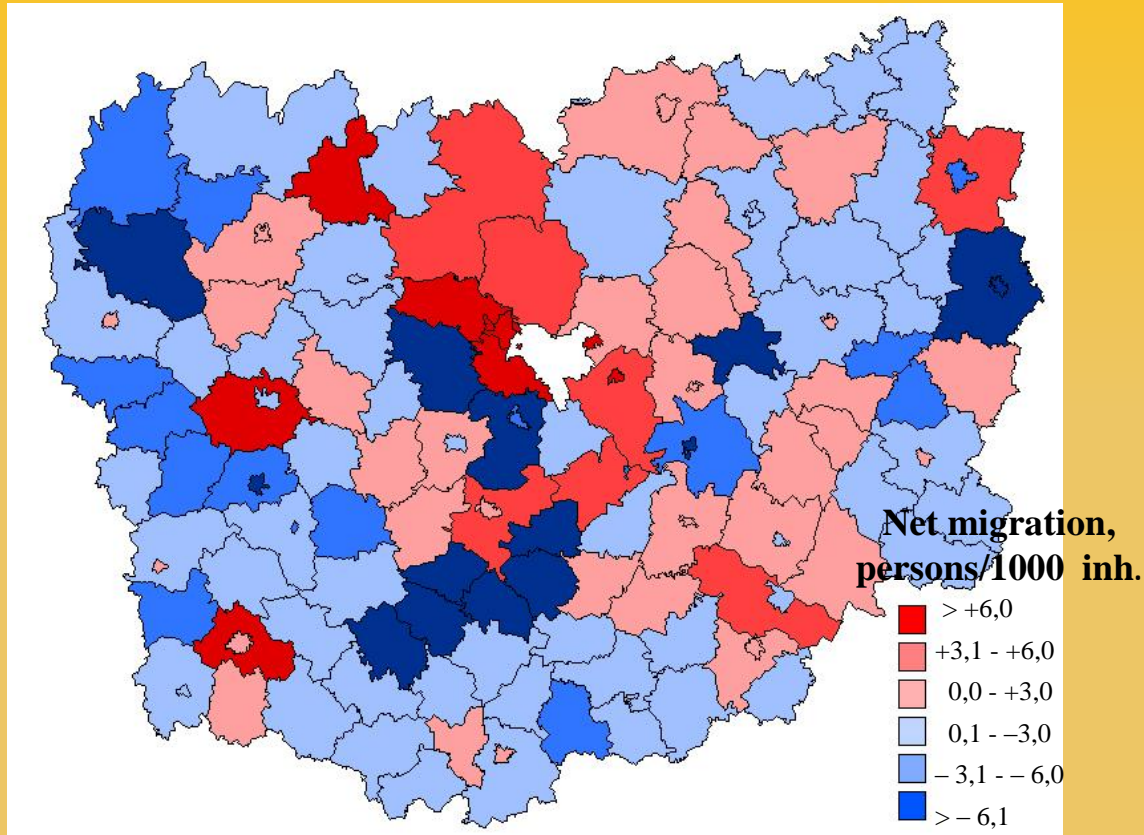
*Net migration, 2008-2010*





# Focus on District (Rajon) Level:

## *Migration Pattern in Metropolitan Agglomeration*



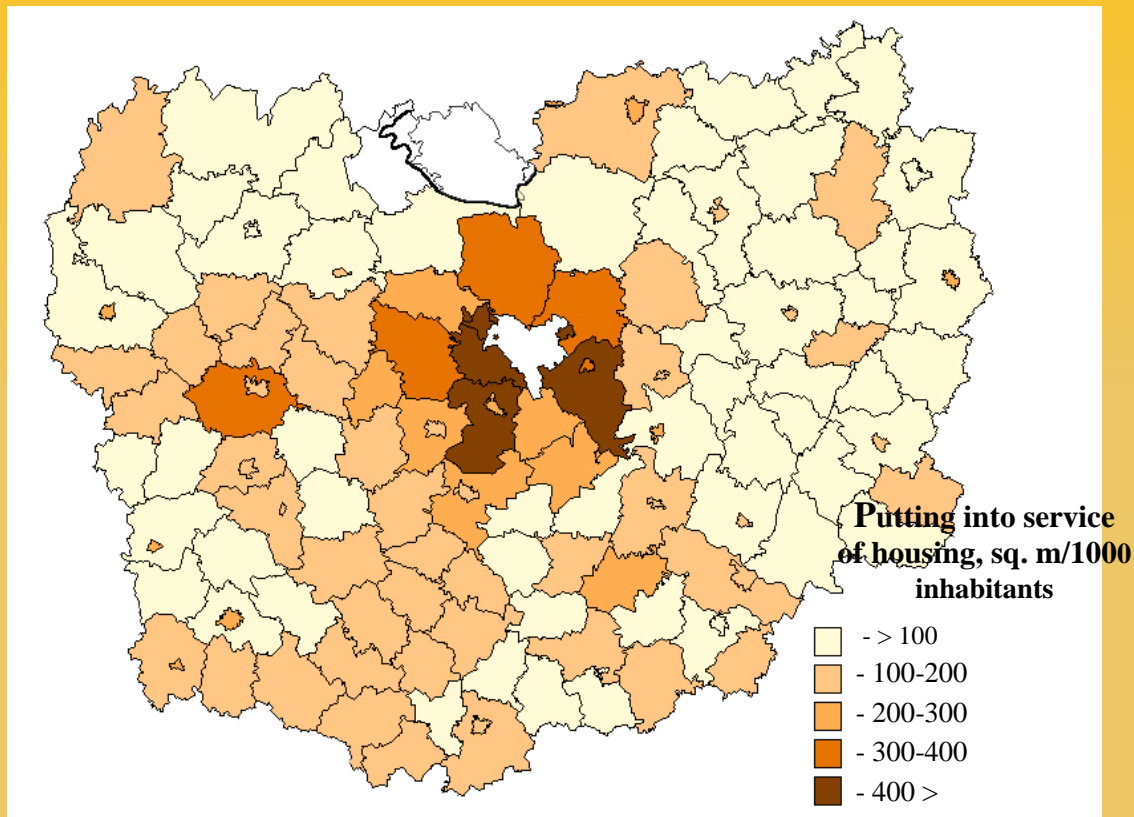
**Average Annual Net Migration in Kyiv's  
Hinterland in 2005-2009**

The main factors of migration flows are the metropolitan status, level of incomes, development of industries with market advantages, unemployment level and geographical location.



# Focus on District (Rajon) Level:

## *Migration Pattern in Metropolitan Agglomeration*

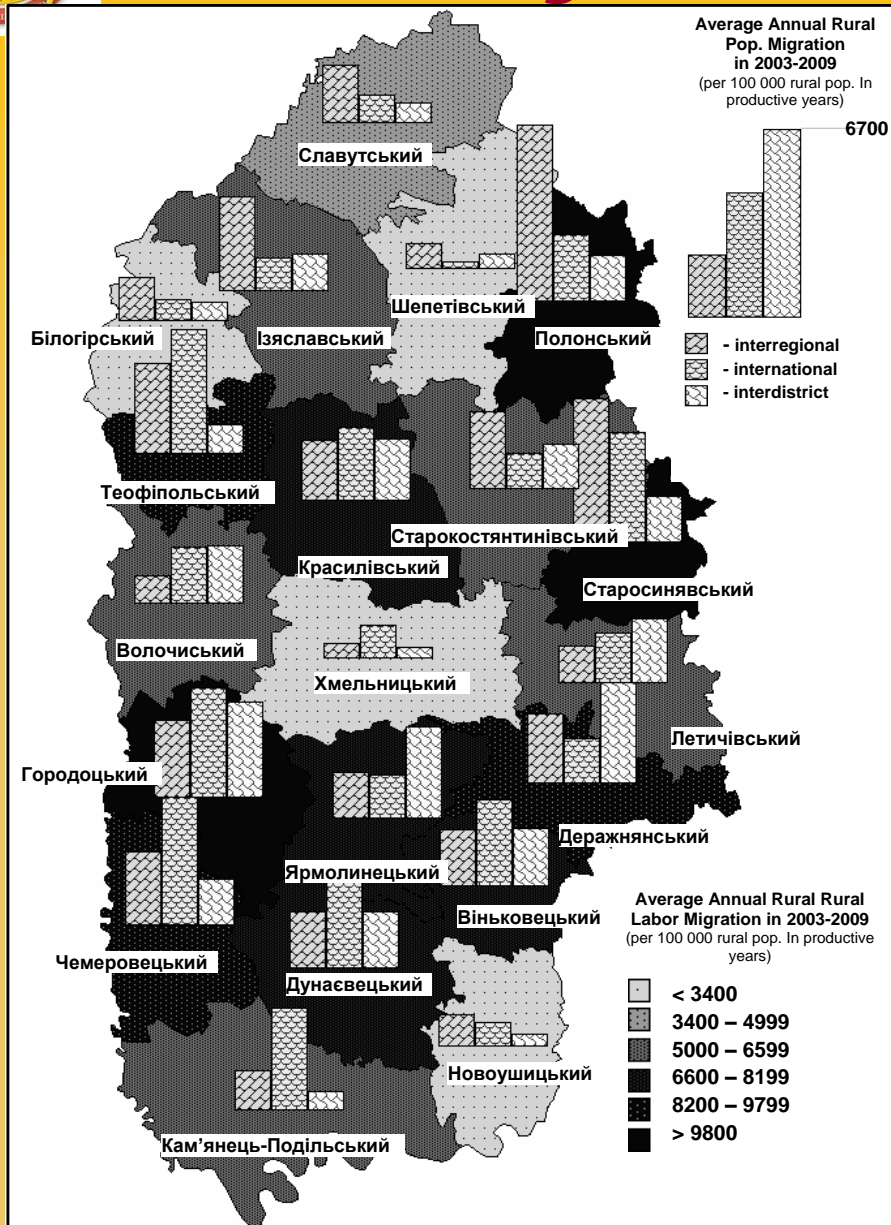


Growing social polarization of settlements within the Kyiv agglomeration

**Average annual putting into service of housing in Kyiv's Hinterland in 2005-2009**



# Focus on District (Rajon) Level: Migration of Rural Population



Total pop.: 1334 ths  
Rural pop.: 607.8 ths (45.6% of total pop.)

## Official Data:

Number of Labor Migrants Abroad:  
45 persons

## Questioning:

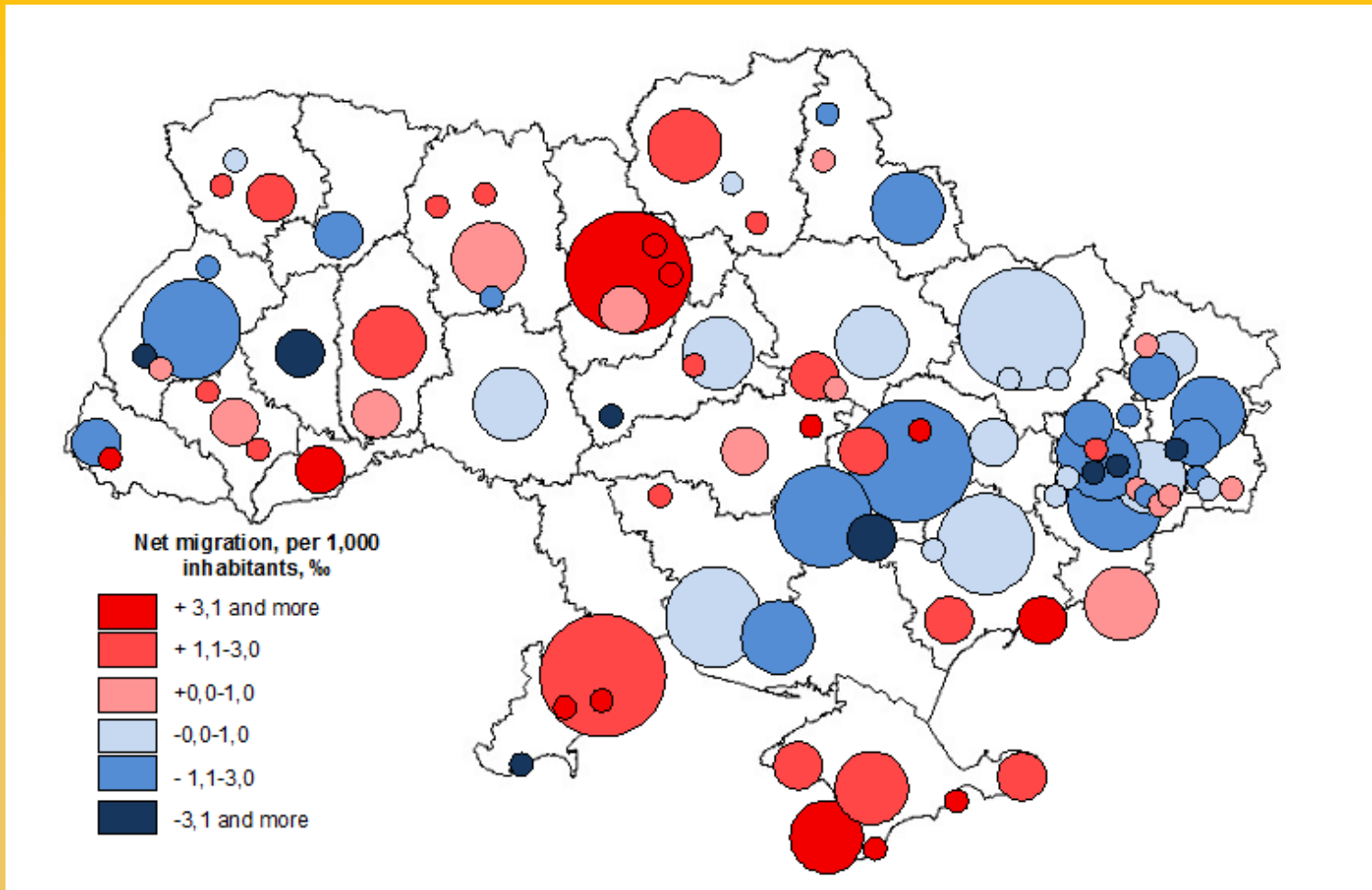
Number of Rural Labor Migrants:  
24.1 ths (4.0% of rural pop.)  
Number of Rural Labor Migrants  
Abroad: 7.6 ths (31.5% of total  
rural labor migrants)

Poland, Portugal  
35.2% - woman  
35.5% - under 28 years

**Migration of Rural Population in  
Khmelnytskyi Region,  
2009**



# Focus on Cities



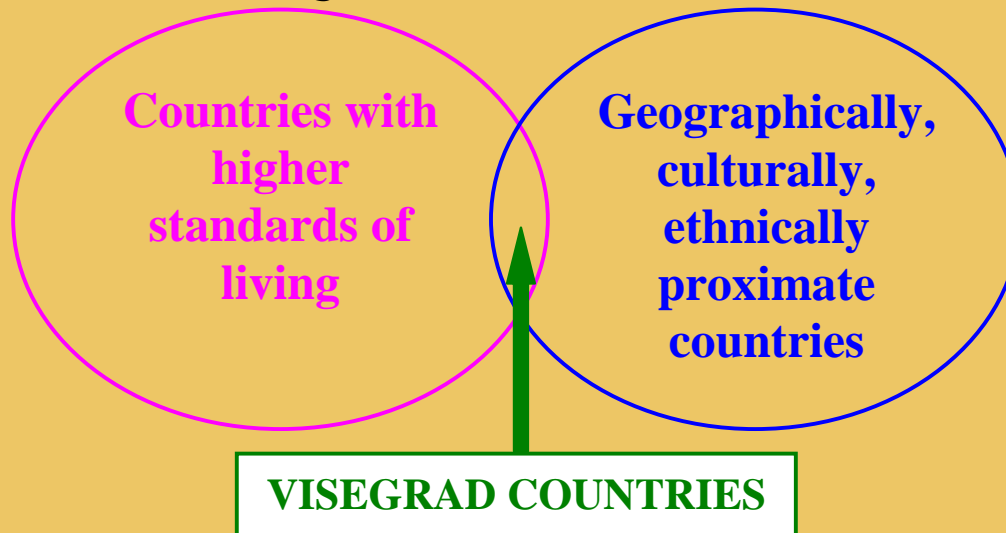
## *Net migration, 2010*

Inflow net migration increase is typical only for interregional centers Kyiv and Odessa that primarily concerned with their status and geographical situation. Maximum migration growth is in suburban areas around Kyiv, Dnipropetrovs'k, Kharkiv, L'viv, Odessa



# Focus on Neighbor countries

- Reasons of Ukrainian labor migration to the Visegrad countries: Push-Pull factors (economic, socio-psychological, administrative, geographical)
- Evolution of Ukrainian labor migration to the Visegrad countries
- Ways of Ukrainian labor migration to the Visegrad countries (chain migration, recruitment agencies, direct contacts with employers)
- Problems of Ukrainian labor migration to the Visegrad countries (for Ukraine, and for V4)
- Barriers for Ukrainian labor migration to the Visegrad countries (administrative, informative, socio-psychological)
- Integration of Ukrainian labor migrants to the new communities





## Part 4

# Proposals for Project



## 3 Aspects:

- i) Youth Migration to V4: Reasons and Consequences (social-economic, cultural, political)
- ii) Adoption and/or Integration of Foreign Migrants into Host Societies (in particular – cultural, religious aspects, national identity etc.)
- iii) Changes in Perception and Imagination of International Migration



Thank you for your attention!

[mez@univ.kiev.ua](mailto:mez@univ.kiev.ua)